


# Mutina

Primavera  
by Barber & Osgerby



**EN**

General information  
Laying and maintenance tips  
Colors  
Technical features  
Packing



## General information

collection	Primavera
design	Edward Barber & Jay Osgerby, 2018
production	Industrial
material	Unglazed porcelain stoneware
thickness	6 mm
nominal sizes	120-240 cm (47"-94") 120-120 cm (47"-47") 60-60 cm (24"-24")
specification	<ul style="list-style-type: none"><li>- 5 colours</li><li>- Solid ceramic flakes included in the tiles' surface (no digital printing) randomly applied on the surface and dry-pressed with Continua Plus technology for a non-repetitive graphic pattern</li><li>- Soft-Shaded base colour surface created using patented Soluble-salt-technology (no digital printing)</li><li>- UGL unglazed technical product that allows its use both for floors and walls, inside and outside and suitable for high traffic areas</li></ul>
awards	German Design Awards 2020 2019 Archiproducts Design Award (Primavera Grigio)
patents	Registered design n° 006336608-0001/0037 – date of registration: 26/03/2019
category	UNI EN 14411 App G (BIA group) UGL



60-60 cm  
24"-24"



120-120 cm  
47"-47"



120-240 cm  
47"-94"

## Laying and maintenance tips

use	Floor, wall tiling – indoor, outdoor, ventilated facade (after applying safety fibre).
installation	Check the flatness with a 2 metre long straight edge, by placing it on the screed in all directions. Maximum permissible tolerance 3 mm. Use specific self-levelling products if the difference is greater.
recommended adhesive	For tiling a floor on substrates such as cement and anhydrite screed (after applying a primer), Class C2S2 cementitious adhesives are normally used for the largest format. On floor heating, even smaller formats must be laid with Class C2S2 cementitious adhesives. On pre-existing or old ceramic tiled floors, it is advisable to use quick-setting adhesives.
recommended joints	2mm joints. Use wedges to fix the caliber differences in work size between tiles.
recommended fillers	Cementitious grout / epoxy grout. <a href="#">Download the Grout Tables.</a>
cleaning at the end of installation	CEMENT-BASED GROUT: Buffered acid (e.g. DETERDEK PRO by FILA or similar). Wet the floor with water, dilute the product 1:5 with water and pour it on the floor. Wait for 2-3 minutes then use a white scotch Brite pad and rinse well with clean water. EPOXY GROUT: Alkaline detergent (e.g. FILA CR10 by FILA). FILA CR10: apply pure, wait for 30 minutes then use a green scotch Brite pad. SILICONE: Solvent for silicone e.g. FILA ZERO SIL. Put it straight onto the stain, wait for 20 minutes and remove the mark using scotch Brite. PAINT: Can usually be removed using water, but if resin-based paints or particular enamels have been used, it is best to ask the manufacturer which solvent is most suitable. RUST: stain remover es. FILA NO RUST. Apply the product onto the stain, leave for 15 minutes, remove the residue and rinse thoroughly.
general cleaning (installed tiles)	You are recommended to use ordinary neutral detergent diluted in water. Avoid using acid or alkaline products, waxes and/or impregnants. During ordinary cleaning it is recommended to use extremely abrasive items (such as scourers and iron or steel sponges) as little as possible. This recommendation must be adhered to rigorously in the case of tiles with a glossy surface finishing as they are more susceptible to the risk of scuffs, scratches and loss of shine, etc. In the event of heavy dirt or particularly textured surfaces, use an alkaline detergent and rinse after washing. For large surfaces, the use of a floor washing machine is recommended. During every-day cleaning procedures, it is necessary to remember that certain types of dirt (dust, sand) increase the abrasive effect of foot-traffic. Therefore we recommend that you avoid bringing in this type of dirt, which comes in from the outside, by placing a door-mat at the entrance.
calibers (real size)	120cm x 240cm -> 1190mm x 2382mm 120cm x 120cm -> 1190mm x 1190mm 60cm x 60cm -> 594mm x 594mm

## Colours



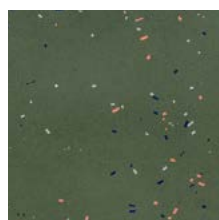
Bianco



Grigio



Nero



Verde

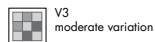


Blu

For information about the available grouts, please contact the sales department.

## Technical features

STANDARD	FEATURES	VALUE REQUIRED	PRIMAVERA
ISO 10545/3	water absorption	< 0,5%	in conformity with standard
ISO 10545/6	resistance to deep abrasion UGL	≤ 175mm <sup>3</sup>	in conformity with standard
ISO 10545/9	resistance to thermal shock	no visible alteration	resistant
ISO 10545/12	frost resistance	no visible alteration	resistant
ISO 10545/13	resistance to acids and alkalis (low and high concentration)	declared value	A A
	resistance to household cleaning agents and swimming pool chemicals	minimum class B	A A
ISO 10545/14	stains resistance	minimum 3	5
DIN 51130 - 04	slip resistance	medium values 6÷10° R9 10÷19° R10 19÷27° R11 27÷35° R12 > 35° R13	R9
DIN 51097		–	B
DCOF		> 0,42	0,51
LEED CERTIFICATION 4.1			14% recycled material
ENVIRONMENTAL MANAGEMENT SYSTEM ISO 14000 AND ISO 9001			
Robinson Test			heavy use
VOC Emission			available upon request
Declaration of Contents			available upon request
EPD			available upon request
SDS			available upon request
BPD3			available upon request
HPD			available upon request



## Packing

SIZE	PCS-SQM	PCS-BOX	SQM-BOX	BOX-PAL	KG-BOX	KG-PAL	SQM-PAL
120-120 cm	0,69	2	2,88	20	39,50	790	57,60
120-240 cm	0,35	1	2,88	22	39,00	858	63,36
60-60 cm	2,77	4	1,44	44	20	880	63,36