

**Biscuit, Cosmo, Futura, Hops, Italic,
Kappa, Mate, Mou, Nano Gap, One, Otto,
Paper41 Lux, Paper41 Pro, Paper41 Up,
Pietre41 Chevron, Pixel41, Pulp, Rigo,
Solo, Spectre, Superclassica SCB,
Superclassica SCG, Superclassica SCW,
Supreme, Technicolor, Two, WigWag.**

COLLECTIONS BOOK 2024



41ZERO42

La semplicità di un codice d'avviamento postale per identificare un luogo d'appartenenza e tutti i valori che ad esso sono legati. Uno spazio creativo, che mira all'eccellenza del materiale ceramico, all'importanza della sua ricerca e ai suoi contenuti. Un linguaggio che prende forma dalla contaminazione di diversi elementi provenienti da svariati contesti. Elementi dal sapore industriale accostati ad altri dal carattere fortemente artigianale, molteplicità di linguaggi interconnessi danno vita a nuove vesti per la progettazione architettonica. Per noi, un'idea o un progetto devono necessariamente trasmettere e veicolare un contenuto, una storia. Così le storie - che ci emozionano, appassionano e che cerchiamo di raccontarvi - divengono la linfa della nostra curiosità e creatività. Chiamateci cantastorie, non ci offenderemo.

The simplicity of a ZIP code to identify a place of belonging and all the values that are related to it. A creative space, which aims for excellence in ceramics, the importance of his research and its content. A language that is shaped by the contamination of elements from many different contexts. Industrial and artisanal elements are mixed despite of their different nature: a multitude of interconnected languages bring to life a new vest for architectural design. An idea or a project needs to transmit and convey content, a story. The stories - that excite us, that we are passionate about and that we try to tell - become the lifeblood of our curiosity and creativity. Call us storytellers, we will not be offended.

COLLECTIONS BOOK

164 **Biscuit,** 140 **Cosmo,** 170 **Futura,** 190 **Hops,**
22 **Italic,** 72 **Kappa,** 216 **Mate,** 6 **Mou,** 186 **Nano Gap,**
130 **One,** 208 **Otto,** 100 **Paper41 Lux,** 114 **Paper41 Pro,**
94 **Paper41 Up,** 196 **Pietre41 Chevron,** 82 **Pixel41,**
156 **Pulp,** 204 **Rigo,** 176 **Solo,** 150 **Spectre,**
62 **Superclassica SCB,** 36 **Superclassica SCG,**
50 **Superclassica SCW,** 184 **Supreme,**
180 **Technicolor,** 14 **Two,** 200 **WigWag.**

MOU



Mou Milk Glossy 6,2x12,5 - Superclassica SCB Peggy 60x120



Mou Milk Matte Mix 6,2x12,5



Mou Caramel Matte / Mou Caramel Glossy 6,2x12,5



Wall Mou Caramel Matte Mix 6,2x12,5 - Floor Superclassica SCW Happy 60x120



Mou Butter Glossy Mix 6,2x12,5



Mou Butter Matte Mix 6,2x12,5

TECHNICAL DETAILS

MOU

TECHNOLOGY **MONOCOTTURA IN PASTA BIANCA - WHITE BODY SINGLE-FIRED WALL TILE**

FINISH **OPACO / LUCIDO - MATTE / GLOSSY**

SIZES **6,2x12,5**

THICKNESS **8,5 MM**

MOU LAYING INSTRUCTIONS

Prima di iniziare il processo di installazione, assicurarsi che la superficie di posa sia livellata e sia stata accuratamente pulita. Per una corretta installazione è essenziale l'utilizzo di adesivi conformi ed adeguati alla destinazione d'uso. Per installazioni in ambienti umidi, come bagni e docce, per evitare l'infiltrazione di acqua, assicurarsi di impermeabilizzare in modo corretto la superficie di posa, utilizzando prodotti specifici a tal fine. In corrispondenza di tagli, avere cura di sigillare la zona interessata con silicone, così da evitare ulteriori infiltrazioni di acqua.

Before starting the installation process, make sure that the surface is level and has been thoroughly cleaned. For proper installation, it is essential to use adhesives that are compliant and suitable for the intended purpose. For installations in humid environment, such as bathrooms and showers, it is highly recommended to properly waterproof the laying surface using specific products for this purpose to avoid any water infiltration. In case of cuts, take care in sealing the affected area with silicon so as to avoid any further water infiltration.


[TECHNICAL FEATURES AND PACKING - CLICK HERE](#)

MOU COLORS

MILK



4101102
MILK MATTE MIX



4101100
MILK MATTE



4101103
MILK GLOSSY MIX



4101101
MILK GLOSSY

BUTTER



4101106
BUTTER MATTE MIX



4101104
BUTTER MATTE




4101107
BUTTER GLOSSY MIX



4101105
BUTTER GLOSSY


CARAMEL



4101110
CARAMEL MATTE MIX



4101108
CARAMEL MATTE



4101111
CARAMEL GLOSSY MIX



4101109
CARAMEL GLOSSY

AL FINE DI ESALTARE L'ASPETTO ARTIGIANALE DEL PRODOTTO, I TONI E I CALIBRI PRESENTANO LIEVI DIFFERENZE.
SHADES AND CALIBERS, IN ORDER TO OBTAIN AN ARTIGIANAL AND UNIQUE EFFECTS, MAY PRESENTS LITTLE DIFFERENCES.

MOU GROUTS

MOU

MILK
BUTTER
CARAMEL

colori stucchi consigliati / advised grouts colors

Kerakoll 02
Kerakoll 22
Mapei 141 Caramel

TWO



Two_03 120x120



Two_02 120x120



Two_05 120x120



Two_01 120x120



Two_06 120x120



Two_04 120x120

TECHNICAL DETAILS

TWO

TECHNOLOGY PORCELLANATO DIGITALE HD CON COLORAZIONI A FREDDO - HD COLD GLAZING DIGITAL PORCELAIN

FINISH OPACO RETTIFICATO - NATURAL RECTIFIED

SIZES 120x120

THICKNESS 6 MM

LIGHT TRAFFIC



4101118 TWO_03



4101119 TWO_04



4101116 TWO_01



4101117 TWO_02



4101120 TWO_05



4101121 TWO_06

HA UN VERSO DI POSA - A SPECIFIC INSTALLATION SIDE IS REQUIRED

TWO GROUTS

TWO

TWO_01 *Mapei 130 Jasmine
TWO_02 *Mapei 137 Caribbean

colori stucchi consigliati / advised grouts colors

TWO_03 *Kerakoll 21
TWO_04 *Kerakoll 04
TWO_05 *Kerakoll 12
TWO_06 *Kerakoll 36

[TECHNICAL FEATURES AND PACKING - CLICK HERE](#)

*UTILIZZARE SOLO STUCCHI CEMENTIZI / USE ONLY CEMENTITIOUS GROUTS


ITALIC




Italic Carrara 60x120



Italic Mosaic Mix A 30x30 - Italic Mix Carrara 30x120 / 20x120 / 10x120 - Italic Dune Lava / Dune Bianco Lux 5x20



Italic Cushion Carrara 7,5x60



Italic Dune Travertino 5x20



Italic Dune Beige Lux 5x20



Italic Dune Carrara 5x20



Italic Dune / Plain Nero Lux 5x20



Italic Mix Travertino 30x120 / 20x120 / 10x120



Italic Dune Lava 5x20



Wall Italic Cushion Lava 7,5x60 - Floor Italic Mosaic Mix C 30x30



Italic Lava 60x120



Wall Italic Dune Lava 5x20 - Floor Italic Cushion Lava 7,5x60

TECHNICAL DETAILS

ITALIC

TECHNOLOGY PORCELLANATO DIGITALE HD AD IMPASTO COLORATO - HD DIGITAL COLORED BODY PORCELAIN

FINISH SILK RETTIFICATO - SILK RECTIFIED

THICKNESS 9 MM

DUNE LUX - PLAIN LUX

TECHNOLOGY MONOCOTTURA IN PASTA BIANCA - WHITE BODY SINGLE-FIRED WALL TILE

FINISH LUCIDO - LUX

THICKNESS 8 MM

DUNE

TECHNOLOGY MONOCOTTURA IN PASTA BIANCA - WHITE BODY SINGLE-FIRED WALL TILE

FINISH OPACO - MATTE

THICKNESS 8 MM

[TECHNICAL FEATURES AND PACKING - CLICK HERE](#)

ITALIC COLORS


ITALIC TRAVERTINO



ITALIC CARRARA



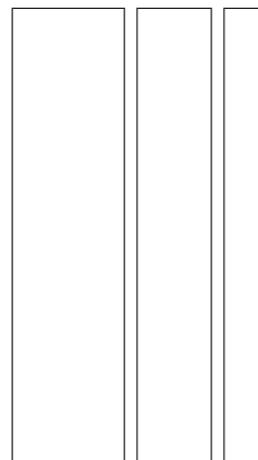
ITALIC LAVA



ITALIC SIZES



60X120
GRAPHIC NR. 11

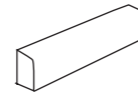


MIX
30X120 - 20X120 - 10X120

IN OGNI SCATOLA CI SONO 2 PEZZI
PER OGNI FORMATO.
IN EVERY BOX THERE ARE 2
PIECES A FOR EACH SIZE.



CUSHION
7,5X60
GRAPHIC NR. 100



SKIRTING 7,5x120

DUNE LUX PLAIN LUX



5X20




5X20

DUNE



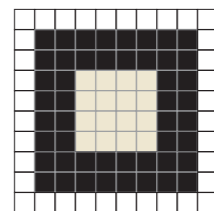
5X20

MOSAIC



1,3X9,8
NET 30X30

MOSAIC MIX A



3X3
NET 30X30

MOSAIC MIX B



1,3X3,1 - 1,3X6,6
NET 30X30

MOSAIC MIX C



NET 30X30

ITALIC CODES

SIZE	Carrara	Travertino	Lava
60x120	4101065	4101066	4101067
Mix	4101090	4101091	4101092
Cushion	4101071	4101072	4101073
Mosaic	4101087	4101089	4101088
Dune	4101074	4101075	4101076
Mosaic Mix A	4101085	-	-
Mosaic Mix B	-	4101086	-
Mosaic Mix C	-	-	4101083
	Bianco	Beige	Nero
Dune Lux	4101077	4101078	4101079
Plain Lux	4101080	4101081	4101082

ITALIC GROUTS

ITALIC

CARRARA

TRAVERTINO

LAVA

colori stucchi consigliati / advised grouts colors

Kerakoll 02

Mapei 130 Jasmine

Kerakoll 12


SUPERCLASSICA SCG



Superclassica SCG Riviera Lobster 5x15



Superclassica SCG Patchy 60x120 - Riviera White / Lobster 5x15



Superclassica SCG Grooved



Superclassica SCG Flamed



Superclassica SCG Hammered



Superclassica SCG Polished



Superclassica SCG Crack 80x80



Superclassica SCG Riviera Beige 5x15



Superclassica SCG Riviera Pineta / Beige 5x15



Superclassica SCG Natural 60x120



Wall Superclassica SCG Crack 60x120 / 60x60 - Riviera White / Azure 5x15 - Floor Superclassica SCG Crack 60x120 / 60x60



Superclassica SCG Riviera Azure 5x15

TECHNICAL DETAILS

SUPERCLASSICA SCG

TECHNOLOGY PORCELLANATO DIGITALE HD AD IMPASTO COLORATO - HD DIGITAL COLORED BODY PORCELAIN

FINISH RETTIFICATO - RECTIFIED

NATURAL / FLAMED / HAMMERED / CRACK / GROOVED / CHEVRON / POLISHED / PATCHY

THICKNESS 9 MM

RIVIERA

TECHNOLOGY PORCELLANATO SMALTATO - GLAZED PORCELAIN

FINISH LUCIDO - LUX

THICKNESS 8,5 MM

LOBSTER WHITE BEIGE AZURE PINETA



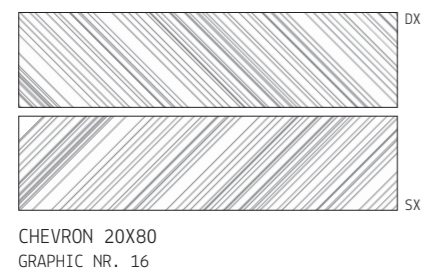
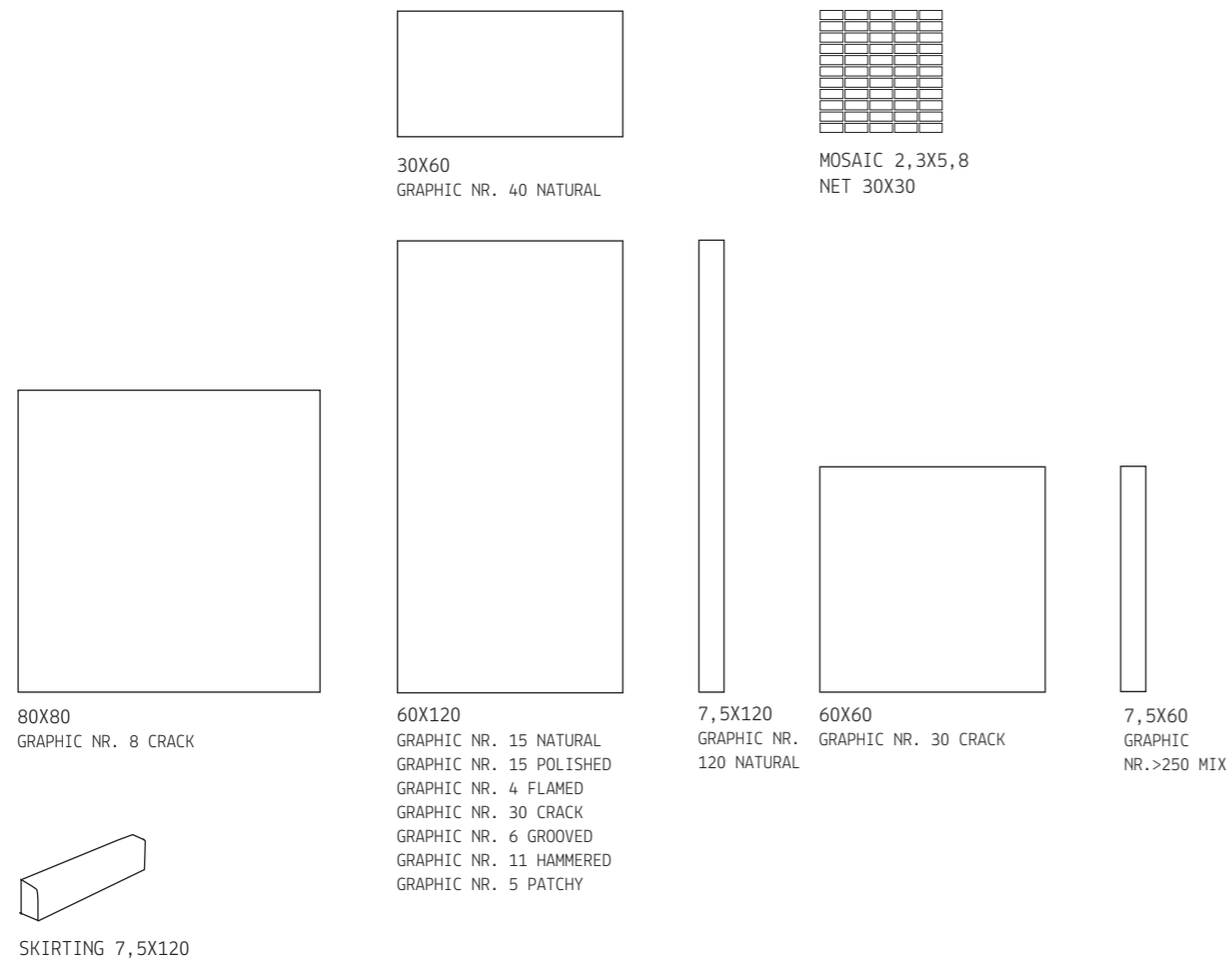
SCG SURFACES

NATURAL FLAMED HAMMERED CRACK GROOVED CHEVRON POLISHED PATCHY



[TECHNICAL FEATURES AND PACKING - CLICK HERE](#)

SCG SIZES



IN OGNI SCATOLA CI SONO 3 PEZZI DESTRI E 3 PZ SINISTRI.
IN EVERY BOX THERE ARE 3 RIGHT PIECES AND 3 LEFT PIECES.

SCG GROUTS

SCG

SCG Mapei 111 Silver Grey
R. LOBSTER Mapei 145 Terra di S.

colori stucchi consigliati / advised grouts colors

R. WHITE Kerakoll 02
R. BEIGE Mapei 130 Jasmine

R. AZURE Kerakoll 06
R. PINETA Mapei 119 London Grey

SCG SIZES AND TEXTURES



SCG CODES

SIZE	Natural	Polished	Flamed	Crack	Grooved	Hammered	Chevron	Patchy	Mix
60X120	4101136	4101145	4101139	4101142	4101141	4101140	-	4101146	-
60X60	-	-	-	4101144	-	-	-	-	-
30X60	4101137	-	-	-	-	-	-	-	-
80X80	-	-	-	4101143	-	-	-	-	-
20X80	-	-	-	-	-	-	4101149	-	-
7,5X120	4101147	-	-	-	-	-	-	-	-
7,5X60	-	-	-	-	-	-	-	-	4101148
MOSAIC	-	-	-	-	-	-	-	-	4101150
	Lobster	White	Beige	Azure	Pineta				
Riviera	4101095	4101093	4101098	4101096	4101099				

SUPERCLASSICA SCW



Superclassica SCW Hammered 60x120



Superclassica SCW Honed 60x60




Superclassica SCW Honed 60x120 / 60x60



Superclassica SCW Happy 60x120



Superclassica SCW Chevron




Superclassica SCW Polished



Superclassica SCW Grooved



Superclassica SCW Mosaic



Wall Superclassica SCW Waffle Mandarinino 12,5x25 - Floor Superclassica SCW Flamed 60x120



Superclassica SCW Mix 7,5x60



Superclassica SCW Bloom Mandarin 12,5x12,5



Superclassica SCW Waffle Bianco 12,5x25



Wall Superclassica SCW Bloom Mandarin 12,5x12,5 - Floor Superclassica SCW Natural 60x120

TECHNICAL DETAILS

SUPERCLASSICA SCW

TECHNOLOGY PORCELLANATO DIGITALE HD AD IMPASTO COLORATO - HD DIGITAL COLORED BODY PORCELAIN

FINISH RETTIFICATO - RECTIFIED

NATURAL / FLAMED / HAMMERED / HONED / GROOVED / CHEVRON / POLISHED / HAPPY

THICKNESS 9 MM

BLOOM - WAFFLE

TECHNOLOGY MONOCOTTURA IN PASTA BIANCA - WHITE BODY SINGLE-FIRED WALL TILE

FINISH LUCIDO - LUX

BLOOM THICKNESS 8,5 MM

WAFFLE THICKNESS 8,5 MM

BIANCO

MANDARINO



BIANCO

MANDARINO



SCW SURFACES

NATURAL

FLAMED

HAMMERED

HONED

GROOVED

CHEVRON

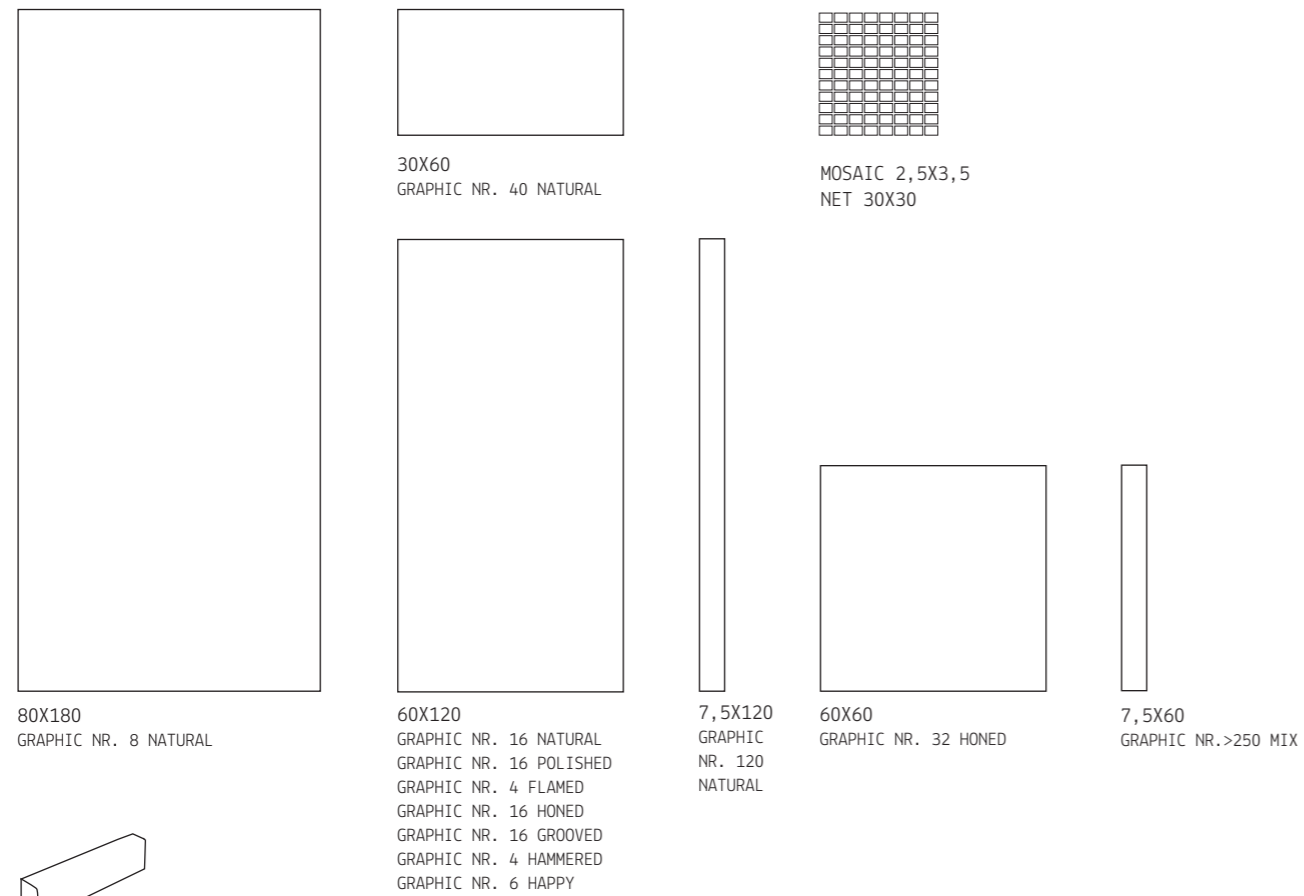
POLISHED

HAPPY

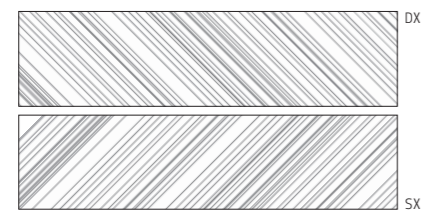


[TECHNICAL FEATURES AND PACKING - CLICK HERE](#)

SCW SIZES



SKIRTING 7,5X120



CHEVRON 20X80
GRAPHIC NR. 16

IN OGNI SCATOLA CI SONO 3 PEZZI DESTRI E 3 PZ SINISTRI.
IN EVERY BOX THERE ARE 3 RIGHT PIECES AND 3 LEFT PIECES.

SCW GROUTS

SCW	colori stucchi consigliati / advised grouts colors
SUPERCLASSICA SCW	Kerakoll 02
BLOOM MANDARINO	Kerakoll 27
BLOOM BIANCO	Kerakoll 02
WAFFLE MANDARINO	Kerakoll 27
WAFFLE BIANCO	Kerakoll 02

SCW SIZES AND TEXTURES



SCW CODES

SIZE	Natural	Polished	Flamed	Honed	Grooved	Hammered	Chevron	Happy	Mix
80X180	4101019	-	-	-	-	-	-	-	-
60X120	4101020	4101027	4101023	4101026	4101025	4101024	-	4101028	-
60X60	-	-	-	4101031	-	-	-	-	-
30X60	4101021	-	-	-	-	-	-	-	-
20X80	-	-	-	-	-	-	4101030	-	-
7,5X120	4101029	-	-	-	-	-	-	-	-
7,5X60	-	-	-	-	-	-	-	-	4101037
MOSAIC	-	-	-	-	-	-	-	-	4101053

	Bianco	Mandarino
Waffle	4101032	4101033
Bloom	4101034	4101035

SUPERCLASSICA SCB



Superclassica SCB Hammered 60x120



Wall Superclassica SCB Flamed 60x120 - Floor Superclassica SCB Mix 7,5x60



Superclassica SCB Natural



Superclassica SCB Flamed



Superclassica SCB Grooved



Superclassica SCB Polished



Superclassica SCB Crack 60x120



Wall Superclassica SCB Pli Bianco 10x40 - Floor Superclassica SCB Peggy 60x120



Wall Superclassica SCB Path Bianco 15x15 - Floor Superclassica SCB Chevron 20x80

TECHNICAL DETAILS

SUPERCLASSICA SCB

TECHNOLOGY PORCELLANATO DIGITALE HD AD IMPASTO COLORATO - HD DIGITAL COLORED BODY PORCELAIN

FINISH RETTIFICATO - RECTIFIED

NATURAL / FLAMED / HAMMERED / CRACK / GROOVED / CHEVRON / POLISHED / PEGGY

PEGGY FINITURA A BASE DI PASTA DI VETRO PIÙ TRATTAMENTO PROTETTIVO SUPERFICIALE
GLASS PASTE FINISHING WITH ADDITIONAL PROTECTIVE TREATMENT ON SURFACE.

THICKNESS 9 MM

PLI - PATH


TECHNOLOGY MONOCOTTURA IN PASTA BIANCA - WHITE BODY SINGLE-FIRED WALL TILE

FINISH LUCIDO - LUX

PLI THICKNESS 8 MM

PATH THICKNESS 10 MM

BIANCO VERDE



BIANCO VERDE



SCB SURFACES

NATURAL

FLAMED

HAMMERED

CRACK

GROOVED

CHEVRON

POLISHED

PEGGY



[TECHNICAL FEATURES AND PACKING - CLICK HERE](#)

SCB SIZES



80X180
GRAPHIC NR. 8 NATURAL



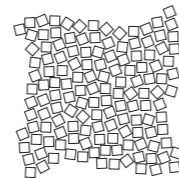
30X60
GRAPHIC NR. 40 NATURAL




60X120
GRAPHIC NR. 15 NATURAL
GRAPHIC NR. 15 POLISHED
GRAPHIC NR. 4 FLAMED
GRAPHIC NR. 30 CRACK
GRAPHIC NR. 6 GROOVED
GRAPHIC NR. 11 HAMMERED
GRAPHIC NR. 5 PEGGY



7,5X120
GRAPHIC NR. 120 NATURAL



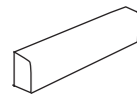
MOSAIC 1,8X1,8
NET 30X30



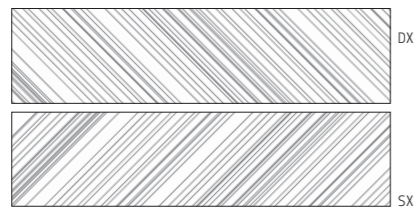
60X60
GRAPHIC NR. 30 CRACK



7,5X60
GRAPHIC NR.>250 MIX



SKIRTING 7,5X120



CHEVRON 20X80
GRAPHIC NR. 46


IN OGNI SCATOLA CI SONO 3 PEZZI DESTRI E 3 PZ SINISTRI.
IN EVERY BOX THERE ARE 3 RIGHT PIECES AND 3 LEFT PIECES.

PLI



10X40


PATH



15X15

SCB SIZES AND TEXTURES

NATURAL



80X180
60X120
30X60
7,5X120

POLISHED



60X120

FLAMED



60X120

CRACK



60X120
60X60

GROOVED




60X120

HAMMERED



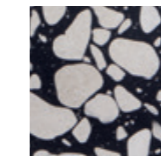
60X120

CHEVRON



20X80

PEGGY



60X120

*MIX



7,5X60
MOSAIC 30X30
*HAMMERED/GROOVED
NATURAL/FLAMED

SCB CODES

SIZE	Natural	Polished	Flamed	Crack	Grooved	Hammered	Chevron	Peggy	Mix
80X180	4100997	-	-	-	-	-	-	-	-
60X120	4100998	4101004	4101001	4101002	4101006	4101007	-	4101005	-
60X60	-	-	-	4101003	-	-	-	-	-
30X60	4100999	-	-	-	-	-	-	-	-
20X80	-	-	-	-	-	-	4101011	-	-
7,5X120	4101010	-	-	-	-	-	-	-	-
7,5X60	-	-	-	-	-	-	-	-	4101008
Mosaic	-	-	-	-	-	-	-	-	4101009

SCB GROUTS

SCB colori stucchi consigliati / advised grouts colors

SUPERCLASSICA SCB	Kerakoll 06
PATH VERDE	Kerakoll 18
PATH BIANCO	Kerakoll 02
PLI VERDE	Kerakoll 18
PLI BIANCO	Kerakoll 02

Bianco


Verde

Pli	4101016	4101015
Path	4101014	4101013

KAPPA




Kappa Bordeaux / White / Tangerine 5x20



Wall Kappa White / Raw / Lobster 5x20 - Floor Pixel41 06 Violet 11,55x11,55



Kappa Mustard / White / Ocean / Green 5x20




Kappa Cacao / Ocean 5x20




Kappa Nude / Lobster / Ocean 5x20




Kappa Raw 5x20



Kappa Mustard 5x20



Kappa Tangerine 5x20 / Matita Lavander 1,1x20



Wall Kappa Mint / Green / Tuareg 5x20 / Matita Cotto 1,1x20 - Floor Cosmo Grigio 80x80

TECHNICAL DETAILS

KAPPA

TECHNOLOGY **MONOCOTTURA IN PASTA BIANCA - WHITE BODY SINGLE-FIRED WALL TILE**

KAPPA FINISH LUCIDO - LUX / RAW FINISH OPACO - MATTE

SIZE **5x20**

THICKNESS **8,5 MM**

MATITA

LAVANDER - BERRY - ALOE FINISH LUCIDO - LUX

COTTO - WOOD FINISH OPACO - MATTE

SIZE **1,1x20**

THICKNESS **11 MM**

Al prodotto viene conferito un aspetto artigianale grazie a planarità variabile, superficie strutturata, stesura dello smalto non uniforme e piccole irregolarità dello smalto. Lo stesso calibro tra le varie referenze non è sempre garantito. Consigliamo una fuga di 2/3 mm adatta a prodotti naturali. I colori sono riconducibili alla scala cromatica NCS.

A handcrafted look is given to the product through variable flatness, structured surface, non-uniform coating of glaze and small irregularities of the glaze. The same caliber between tiles is not always guaranteed. We recommend a joint of 2/3 mm suitable for natural products. Colors are consistent with the NCS color scale.

[TECHNICAL FEATURES AND PACKING - CLICK HERE](#)

KAPPA COLORS



MUSTARD
4101040



TANGERINE
4101041



NUDE
4101042



LOBSTER
4101043



BORDEAUX
4101044



CACAO
4101045



GREEN
4101046



MINT
4101047



TUAREG
4101048



OCEAN
4101049



MUSK
4101050



WHITE
4101051

MATITA



*COTTO
4101054



LAVANDER
4101055



BERRY
4101056



ALOE
4101057



**WOOD
4101058

RAW



4101052

*IN TERRACOTTA NON SMALTATA CON UN PROTETTIVO APPLICATO - MADE OF UNGLAZED TERRACOTTA WITH AN APPLIED PROTECTION
**IN LEGNO NATURALE CON UN PROTETTIVO APPLICATO - MADE OF NATURAL WOOD WITH AN APPLIED PROTECTION

LA MATITA WOOD PUÒ ESSERE APPLICATA PER IL RIVESTIMENTO DI PARETI INTERNE, SIA IN SPAZI RESIDENZIALI CHE PUBBLICI, È SCONSIGLIATA PER ZONE A DIRETTO CONTATTO CON L'ACQUA: DOCCE, SAUNE, PARETI DI PISCINE ECC.
THE WOOD PENCIL CAN BE USED FOR INTERIOR WALLS IN BOTH RESIDENTIAL AND PUBLIC SPACES, IT IS NOT RECOMMENDED TO USE IT FOR AREAS IN DIRECT CONTACT WITH WATER: SHOWERS, SAUNAS, POOL WALLS ETC.

KAPPA CONFIGURATOR

Kappa è una collezione dalle infinite possibilità realizzative, abbiamo sviluppato un simulatore con 16 differenti schemi di posa, volutamente scelti a trama ripetibile per poter dimostrare come può cambiare la resa di un singolo pattern modificandone solo il colore del prodotto e dello stucco. Facilmente accessibile attraverso il nostro sito web, all'interno della collezione Kappa, oppure digitando su internet kappa.41zero42.com, si potrà personalizzare il modello selezionato, con conteggio finale automatico del numero di pezzi, scatole, metri quadrati e sfrido necessario a realizzare la propria composizione. Il conteggio sarà della metratura richiesta, avendo inserito precedentemente le dimensioni che si vogliono ottenere, ma l'area massima visualizzabile di posa sarà di 500x280 cm - base x altezza. Inoltre potrai visionare gli ultimi 41 schemi realizzati precedentemente.

Kappa is a collection with an infinite range of possibilities, that's why we have developed a simulator with 16 different laying patterns, deliberately chosen with repeatable patterns in order to demonstrate how the performance of a single pattern can be changed through the simple modification of the color of the product and the grout. You can easily access it through our website, as part of the Kappa 41 collection, or by typing kappa.41zero42.com on the internet. Thanks to the simulator, you can customize the selected model with an automatic final count of the number of pieces, boxes, square meters, and scrap needed to make your composition. The count will be of the required square footage, having previously entered the dimensions you want to obtain, but the maximum viewable area of laying will be 500x280 cm - base x height. Furthermore, you will be able to see the last 41 schemes previously realized.

KAPPA LAYING INSTRUCTIONS

Prima di iniziare il processo di installazione, assicurarsi che la superficie di posa sia livellata e sia stata accuratamente pulita. Per una corretta installazione è essenziale l'utilizzo di adesivi conformi ed adeguati alla destinazione d'uso. Per installazioni in ambienti umidi, come bagni e docce, per evitare l'infiltrazione di acqua, assicurarsi di impermeabilizzare in modo corretto la superficie di posa, utilizzando prodotti specifici a tal fine. In corrispondenza di tagli, avere cura di sigillare la zona interessata con silicone, così da evitare ulteriori infiltrazioni di acqua.

Before starting the installation process, make sure that the surface is level and has been thoroughly cleaned. For proper installation, it is essential to use adhesives that are compliant and suitable for the intended purpose. For installations in humid environment, such as bathrooms and showers, it is highly recommended to properly waterproof the laying surface using specific products for this purpose to avoid any water infiltration. In case of cuts, take care in sealing the affected area with silicon so as to avoid any further water infiltration.

KAPPA GROUTS

KAPPA	colori stucchi consigliati advised grouts colors	colori NCS NCS color scale
MUSTARD	Kerakoll 30	NCS S 3560-Y
TANGERINE	Kerakoll 27	NCS S 1040-Y40R
NUDE	Mapei 141 Caramel	NCS S 2030-Y60R
LOBSTER	Kerakoll 41	NCS S 2070-Y80R
BORDEAUX	Kerakoll 42	NCS S 5030-R
CACAO	Kerakoll 47	NCS S 8005-Y50R
GREEN	Kerakoll 18	NCS S 3060-G10Y
MINT	Kerakoll 18	NCS S 2020-G
TUAREG	Mapei 172 Space Blu	NCS S 1550-R80B
OCEAN	Mapei 172 Space Blu	NCS S 6030-R70B
MUSK	Kerakoll 19	NCS S 4010-G10Y
WHITE	Kerakoll 02	NCS S 0300-N
RAW	Kerakoll 02	NCS S 0300-N

NEL CASO DI UN PATTERN CON PIÙ TINTE SI CONSIGLIA DI UTILIZZARE LO STUCCO IN TONO AL COLORE DI FONDO DOMINANTE.
IN CASE OF PATTERNS WITH MORE THAN ONE COLOR, IT IS RECOMMENDED TO USE A TONE-ON-TONE GROUT MATCHING THE DOMINANT BACKGROUND COLOR.

16 DIFFERENTI SCHEMI DI POSA PRESENTI NEL SIMULATORE **KAPPA**
Realizzare nuovi abbinamenti colore non è mai stato così divertente.


16 DIFFERENT LAYING PATTERNS AVAILABLE ON **KAPPA** CONFIGURATOR.
Creating new color combinations has never been so much fun.



PIXEL41




Pixel41 13 Tobacco - 19 Nut - 25 Black - 29 Tuareg - 36 Salvia 11,55x11,55



Pixel41 05 Purple - 10 Nude - 17 Vanilla - 35 Musk 11,55x11,55



Pixel41 12 Terra - 28 Ocean 11,55x11,55



Pixel41 11 Powder - 15 Khaki 11,55x11,55



Pixel41 10 Nude - 11 Powder - 17 Vanilla - 34 Celadon 11,55x11,55



Pixel41 02 Lobster - 10 Nude - 23 Grey - 30 Pool - 41 Mint 11,55x11,55

TECHNICAL DETAILS

PIXEL41

TECHNOLOGY PORCELLANATO SMALTATO - GLAZED PORCELAIN

FINISH OPACO - NATURAL

SIZES 11,55x11,55

THICKNESS 10 MM

Al prodotto viene conferito un aspetto artigianale grazie a irregolarità di bordi, planarità variabile, angoli smussati e superficie strutturata. Quest'ultima, a seconda del colore dello smalto, può assumere in controluce un aspetto più o meno opaco. Lo stesso calibro tra le varie referenze non è sempre garantito. Consigliamo una fuga di 3/4 mm adatta a prodotti naturali. I colori sono riconducibili alla scala cromatica NCS.

A handcrafted look is given to the product through edge irregularities, variable flatness, rounded corners, and textured surface. Depending on the color of the glaze, the surface can take on a more or less opaque appearance against the light. The same caliber between tiles is not always guaranteed. We recommend a joint of 3/4 mm suitable for natural products. Colors are consistent with the NCS color scale.

[TECHNICAL FEATURES AND PACKING - CLICK HERE](#)


PIXEL41 COLORS




PIXEL41 CONFIGURATOR

Pixel 41 è una collezione dalle infinite possibilità realizzative, abbiamo sviluppato un simulatore con 20 differenti schemi di posa, volutamente scelti a trama ripetibile per poter dimostrare come può cambiare la resa di un singolo pattern modificandone solo il colore del prodotto e dello stucco. Facilmente accessibile attraverso il nostro sito web, all'interno della collezione Pixel 41, oppure digitando su internet pixel.41zero42.com, si potrà personalizzare il modello selezionato, con conteggio finale automatico del numero di pezzi, scatole, metri quadrati e sfrido necessario a realizzare la propria composizione. Il conteggio sarà della metratura richiesta, avendo inserito precedentemente le dimensioni che si vogliono ottenere, ma l'area massima visualizzabile di posa sarà di 500x500 cm - base x altezza. Inoltre potrai visionare gli ultimi 41 schemi realizzati precedentemente.


Pixel 41 is a collection with an infinite range of possibilities, that's why we have developed a simulator with 20 different laying patterns, deliberately chosen with repeatable patterns in order to demonstrate how the performance of a single pattern can be changed through the simple modification of the color of the product and the grout. You can easily access it through our website, as part of the Pixel 41 collection, or by typing pixel.41zero42.com on the internet. Thanks to the simulator, you can customize the selected model with an automatic final count of the number of pieces, boxes, square meters, and scrap needed to make your composition. The count will be of the required square footage, having previously entered the dimensions you want to obtain, but the maximum viewable area of laying will be 500x500 cm - base x height. Furthermore, you will be able to see the last 41 schemes previously realized.




05 Purple / 11 Powder / 15 Khaki / 26 Antrax / 32 Cloud / 34 Celadon




09 Blush / 11 Powder / 28 Ocean / 33 Sky / 39 Peacock / 41 Mint




11 Powder / 17 Vanilla / 20 Almond / 21 White / 22 Pearl / 28 Ocean



06 Violet / 10 Nude / 15 Khaki / 19 Nut / 22 Pearl / 33 Sky



04 Bordeaux / 14 Curry / 19 Nut / 28 Ocean / 29 Tuareg / 33 Sky



06 Violet / 09 Blush / 24 Mud / 25 Black / 27 Notte / 29 Tuareg

20 DIFFERENTI SCHEMI DI POSA PRESENTI NEL SIMULATORE **PIXEL41**

Realizzare nuovi abbinamenti colore non è mai stato così divertente. Don't forget to play!

20 DIFFERENT LAYING PATTERNS AVAILABLE ON **PIXEL41** CONFIGURATOR.

Creating new color combinations has never been so much fun. Don't forget to play!



PIXEL41 GROUTS

PIXEL41

- 01 RED
- 02 LOBSTER
- 03 CORAL
- 04 BORDEAUX
- 05 PURPLE
- 06 VIOLET
- 07 ROSE
- 08 STRAWBERRY
- 09 BLUSH
- 10 NUDE
- 11 POWDER
- 12 TERRA
- 13 TOBACCO
- 14 CURRY
- 15 KHAKI
- 16 LEMON
- 17 VANILLA
- 18 SAND
- 19 NUT
- 20 ALMOND
- 21 WHITE
- 22 PEARL
- 23 GREY
- 24 MUD
- 25 BLACK
- 26 ANTRAX
- 27 NOTTE
- 28 OCEAN
- 29 TUAREG
- 30 POOL
- 31 CERULEAN
- 32 CLOUD
- 33 SKY
- 34 CELADON
- 35 MUSK
- 36 SALVIA
- 37 MILITARY
- 38 FROG
- 39 PEACOCK
- 40 MARINE
- 41 MINT

**colori stucchi consigliati
advised grouts colors**

- Kerakoll 42
- Kerakoll 41
- Kerakoll 41
- Kerakoll 42
- Kerakoll 38
- Kerakoll 38
- Kerakoll 39
- Kerakoll 40
- Mapei 141 Caramel
- Mapei 141 Caramel
- Kerakoll 39
- Kerakoll 32
- Kerakoll 35
- Kerakoll 30
- Kerakoll 30
- Mapei 150 Yellow
- Kerakoll 25
- Kerakoll 29
- Mapei 132 Beige
- Kerakoll 22
- Kerakoll 02
- Kerakoll 06
- Kerakoll 45
- Kerakoll 45
- Kerakoll 12
- Kerakoll 11
- Kerakoll 10
- Mapei 172 Space Blu
- Mapei 172 Space Blu
- Mapei 172 Space Blu
- Mapei 172 Space Blu
- Mapei 174 Tornado
- Kerakoll 18
- Kerakoll 19
- Kerakoll 19
- Kerakoll 18
- Kerakoll 19
- Kerakoll 19
- Kerakoll 19
- Kerakoll 19
- Kerakoll 19
- Kerakoll 18

**colori NCS
NCS color scale**

- NCS S 2070-Y90R
- NCS S 2070-Y80R
- NCS S 3040-Y80R
- NCS S 5030-R
- NCS S 7010-R30B
- NCS S 6020-R30B
- NCS S 1015-Y80R
- NCS S 3030-Y90R
- NCS S 2030-Y70R
- NCS S 2030-Y60R
- NCS S 1515-Y50R
- NCS S 3020-Y40R
- NCS S 5030-Y50R
- NCS S 2030-Y20R
- NCS S 5030-G90Y
- NCS S 0540-G90Y
- NCS S 1010-Y
- NCS S 1510-Y10R
- NCS S 2010-Y30R
- NCS S 1002-Y50R
- NCS S 0300-N
- NCS S 2002-Y50R
- NCS S 3005-Y50R
- NCS S 4005-Y20R
- NCS S 9000-N
- NCS S 8500-N
- NCS S 7005-B20G
- NCS S 6030-R70B
- NCS S 1550-R80B
- NCS S 2040-B
- NCS S 3020-R90B
- NCS S 4010-B10G
- NCS S 2010-B70G
- NCS S 3010-G
- NCS S 4010-G10Y
- NCS S 3005-G80Y
- NCS S 6010-G10Y
- NCS S 4030-G10Y
- NCS S 5030-B70G
- NCS S 2040-B90G
- NCS S 2020-G

NEL CASO DI UN PATTERN CON PIÙ TINTE SI CONSIGLIA DI UTILIZZARE LO STUCCO IN TONO AL COLORE DI FONDO DOMINANTE.
IN CASE OF PATTERNS WITH MORE THAN ONE COLOR, IT IS RECOMMENDED TO USE A TONE-ON-TONE GROUT MATCHING THE DOMINANT BACKGROUND COLOR.

PAPER41 UP



Paper41 Up Diana 50x100



Wall Paper41 Up Katia 50x100 - Floor Solo White 5x80



Wall Paper41 Up Carla 50x100 / Superclassica SCB Pli Bianco 10x40 - Floor Superclassica SCB Peggy 60x120



Wall Paper41 Up Gae 50x100 / Pulp Black Double Honed 60x120 - Floor Pixel41 11/14/21/25/37 11,55x11,55

TECHNICAL DETAILS

PAPER41 UP

TECHNOLOGY **PORCELLANATO DIGITALE HD CON COLORAZIONI A FREDDO - HD COLD GLAZING DIGITAL PORCELAIN**

FINISH **OPACO RILIEVO RETTIFICATO - MATTE RELIEF RECTIFIED**

SIZES **50x100**

THICKNESS **3,5 MM**

RINFORZATO CON STUOIA IN FIBRA DI VETRO, PER RIVESTIMENTI.
REINFORCED WITH A SHEET OF FIBERGLASS, FOR WALL APPLICATION.

CARLA



4100990 CARLA

GAE




4100989 GAE

DIANA



4100988 DIANA

KATIA



4100991 KATIA

PAPER41 UP INTENDED USES

	YES	NO
HOTEL / HOTELS	•	
SAUNE E BAGNI TURCHI / SAUNA AND STEAM BATH	•	
RISTORANTI / RESTAURANT	•	
PAVIMENTI / FLOOR		•
RIVESTIMENTO PARETI DI PISCINE / WALL COVERINGS FOR SWIMMING POOLS		•
VETRINE / SHOP WINDOWS	•	
DOCCE / SHOWERS	•	
AMBIENTI DI LAVORO / OFFICES	•	
PARETI CUCINE / BACKSPALSH	•	DISTANZA MINIMA DAL PRODOTTO POSATO AI FUOCHI 20 CM MINIMUM DISTANCE TO THE PRODUCT LAID FROM FIRES IS 20 CM
RIVESTIMENTI ESTERNI / OUTDOOR WALL	•	

PAPER41 UP GROUTS

PAPER41 UP colori stucchi consigliati / advised grouts colors

CARLA	*Mapei 150 Yellow
GAE	*Kerakoll 02
DIANA	*Kerakoll 12
KATIA	*Kerakoll 12

*UTILIZZARE SOLO STUCCHI CEMENTIZI / USE ONLY CEMENTITIOUS GROUTS

[TECHNICAL FEATURES AND PACKING - CLICK HERE](#)

PAPER41 LUX



Paper41 Lux Lars 60x120



Wall Paper41 Lux Gianni 60x120 / Biscuit Dune Nocte 5x20 - Floor Cosmo Nocte 80x80



Paper41 Lux Franz 60x120 - Pulp Gold Double Polished 60x120



Wall Paper41 Lux William 60x120 - Floor Cosmo Cotto 80x80

TECHNICAL DETAILS

PAPER41 LUX

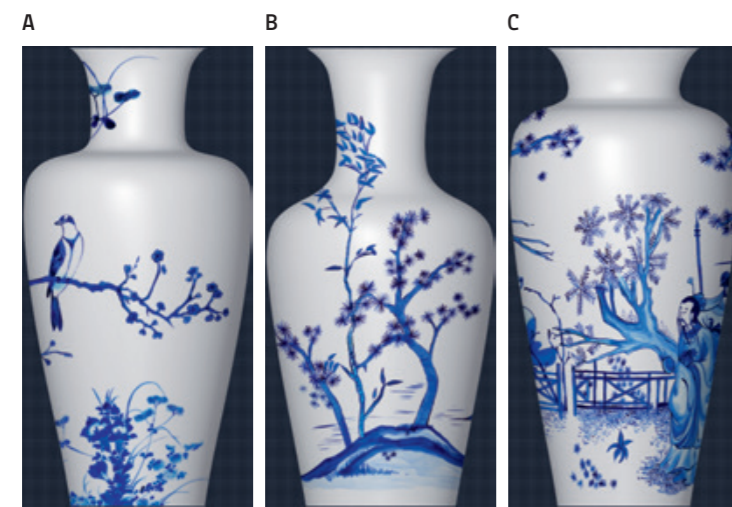
TECHNOLOGY PORCELLANATO DIGITALE HD CON COLORAZIONI A FREDDO - HD COLD GLAZING DIGITAL PORCELAIN

FINISH LUCIDO RETTIFICATO - GLOSSY RECTIFIED

SIZES 60x120

THICKNESS 6 MM

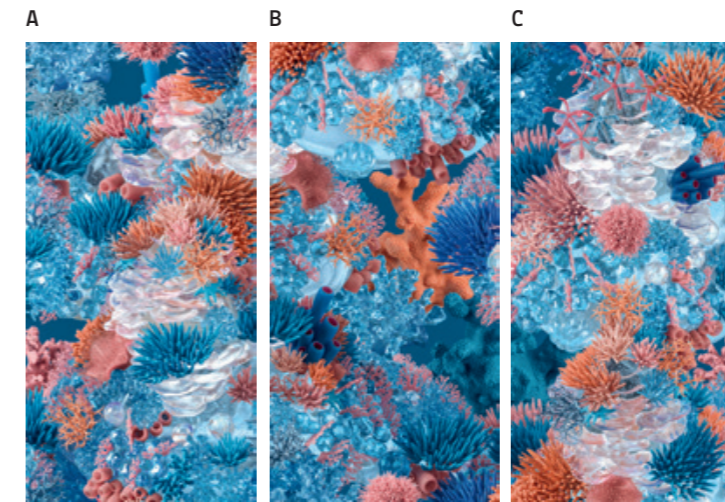
MARCO



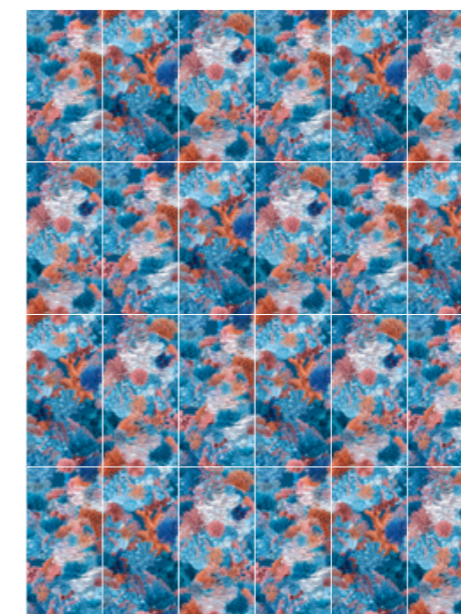
4100717 MARCO

OGNI SCATOLA CONTIENE UNA GRAFICA A (A OPPURE A1), UNA GRAFICA B (B OPPURE B1) E UNA GRAFICA C (C OPPURE C1).
EACH BOX CONTAINS A GRAPHIC A (A OR A1), A GRAPHIC B (B OR B1) AND A GRAPHIC C (C OR C1).

JACQUES



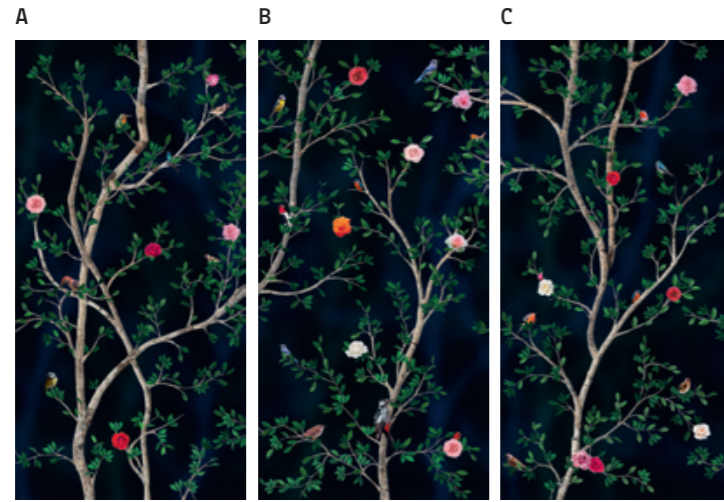
4100992 JACQUES




A	B	C	A	B	C
C	A	B	C	A	B
B	C	A	B	C	A
A	B	C	A	B	C

OGNI SCATOLA CONTIENE 3 GRAFICHE DIVERSE - EACH BOX CONTAINS 3 DIFFERENT GRAPHICS.

LARS




4100994 LARS




A	B	C	A	B	C
C	A	B	C	A	B
B	C	A	B	C	A
A	B	C	A	B	C

OGNI SCATOLA CONTIENE 3 GRAFICHE DIVERSE - EACH BOX CONTAINS 3 DIFFERENT GRAPHICS.

WILLIAM




4100993 WILLIAM




A	B	C	A	B	C
C	A	B	C	A	B
B	C	A	B	C	A
A	B	C	A	B	C

OGNI SCATOLA CONTIENE 3 GRAFICHE DIVERSE - EACH BOX CONTAINS 3 DIFFERENT GRAPHICS.

GIANNI




4100995 GIANNI



A	B	C	A	B	C
C	A	B	C	A	B
B	C	A	B	C	A
A	B	C	A	B	C

OGNI SCATOLA CONTIENE 3 GRAFICHE DIVERSE - EACH BOX CONTAINS 3 DIFFERENT GRAPHICS.

CRISTOFORO




4100715 CRISTOFORO



A	B	C	A	B	C
C	A	B	C	A	B
B	C	A	B	C	A
A	B	C	A	B	C

OGNI SCATOLA CONTIENE 3 GRAFICHE DIVERSE - EACH BOX CONTAINS 3 DIFFERENT GRAPHICS.

LOUIS



4100714 LOUIS



A	B	C	A	B	C
C	A	B	C	A	B
B	C	A	B	C	A
A	B	C	A	B	C

OGNI SCATOLA CONTIENE 3 GRAFICHE DIVERSE - EACH BOX CONTAINS 3 DIFFERENT GRAPHICS.

FRANZ



4100716 FRANZ



A	B	C	A	B	C
C	A	B	C	A	B
B	C	A	B	C	A
A	B	C	A	B	C

OGNI SCATOLA CONTIENE 3 GRAFICHE DIVERSE - EACH BOX CONTAINS 3 DIFFERENT GRAPHICS.



Wall Paper41 Lux Louis 60x120 - Desk Biscuit Dune Bianco



Paper41 Lux Jacques 60x120 / Biscuit Peak Bianco 5x20



Wall Paper41 Lux Cristoforo 60x120 - Nano Gap Bianco 30x30 - Floor Nano Gap Bianco 30x30



Wall Paper41 Lux Marco 60x120 - Floor Solo Grey 5x80

TECHNICAL DETAILS

PAPER41 LUX INTENDED USES	YES	NO
HOTEL / HOTELS	•	
SAUNE E BAGNI TURCHI / SAUNA AND STEAM BATH	•	
RISTORANTI / RESTAURANT	•	
PAVIMENTI / FLOOR		•
RIVESTIMENTO PARETI DI PISCINE / WALL COVERINGS FOR SWIMMING POOLS		•
VETRINE / SHOP WINDOWS	•	
DOCCE / SHOWERS	•	
AMBIENTI DI LAVORO / OFFICES	•	
PARETI CUCINE / BACKSPALSH	•	DISTANZA MINIMA DAL PRODOTTO POSATO AI FUOCHI 20 CM MINIMUM DISTANCE TO THE PRODUCT LAID FROM FIRES IS 20 CM
AMBIENTI ESTERNI / OUTDOOR		•

PAPER41 LUX GROUTS

PAPER41 LUX	colori stucchi consigliati / advised grouts colors
JACQUES	*Kerakoll 16
LARS	*Kerakoll 12
WILLIAM	*Kerakoll 12
GIANNI	*Kerakoll 19
MARCO	*Kerakoll 12
CRISTOFORO	*Kerakoll 02
FRANZ	*Kerakoll 02
LOUIS	*Kerakoll 05

*UTILIZZARE SOLO STUCCHI CEMENTIZI / USE ONLY CEMENTITIOUS GROUTS

[TECHNICAL FEATURES AND PACKING - CLICK HERE](#)

PAPER41 PRO



Paper41 Pro Pilar 50x100 / Superclassica SCB Pli Verde 10x40



Wall Paper41 Pro Zoe 50x100 / Biscuit Dune Bianco 5x20 - Floor Cosmo Cotto / Grigio 5x80



Wall Paper41 Pro Mia 50x100 - Floor Pixel41 02/08/21/29 11,55x11,55



Wall Paper41 Pro Azzurra 50x100 / Biscuit Dune Terra 5x20 - Floor Superclassica SCW Happy 60x120



Wall Paper41 Pro Flora 50x100 - Floor Solo Grey 5x80



Paper41 Pro Marcela 50x100



Paper41 Pro Luz 50x100



Wall Paper41 Pro Eva 50x100 - Floor Futura Drop Rose 15x15



Paper41 Pro Jane B / C / D / E 50x100



Wall Paper41 Pro Musa 50x100 / Superclassica SCB Path Bianco 15x15 - Floor Superclassica SCB Natural 60x120



Wall Paper41 Pro Silvi 50x100 - Floor Solo Grey 60x120



Wall Paper41 Pro Elsa A / B / C 50x100
Floor Technicolor TC02 5x37,5



Paper41 Pro Midori 50x100



Wall Paper41 Pro Lola 50x100
Floor Futura White / Grey / Half White 15x15



Wall Paper41 Pro Olivia 50x100

TECHNICAL DETAILS

PAPER41 PRO

TECHNOLOGY PORCELLANATO DIGITALE HD CON COLORAZIONI A FREDDO - HD COLD GLAZING DIGITAL PORCELAIN


FINISH OPACO RETTIFICATO - MATTE RECTIFIED

SIZES 50x100

THICKNESS 3,5 MM


RINFORZATO CON STUOIA IN FIBRA DI VETRO, PER RIVESTIMENTI.
REINFORCED WITH A SHEET OF FIBERGLASS, FOR WALL APPLICATION.

PILAR



4100984 PILAR

AZZURRA



4100985 AZZURRA

ZOE



4100986 ZOE

MIA



4100987 MIA

PAZ



4100596 PAZ

LUZ



4100597 LUZ

[TECHNICAL FEATURES AND PACKING - CLICK HERE](#)

MUSA



4100336 MUSA

OLIVIA



4100713 OLIVIA

JANE



4100151 JANE A


4100152 JANE B

4100153 JANE C

4100154 JANE D

4100155 JANE E

SILVI




4100544 SILVI

MIDORI



4100595 MIDORI



FLORA




4100335 FLORA

EVA



4100287 EVA



MARCELA




4100712 MARCELA

LOLA



4100160 LOLA


ELSA



4100156 ELSA A

4100157 ELSA B

4100158 ELSA C



B C A B C A

PAPER41 PRO INTENDED USES

YES NO

HOTEL / HOTELS	•	
SAUNE E BAGNI TURCHI / SAUNA AND STEAM BATH	•	
RISTORANTI / RESTAURANT	•	
PAVIMENTI / FLOOR		•
RIVESTIMENTO PARETI DI PISCINE / WALL COVERINGS FOR SWIMMING POOLS		•
VETRINE / SHOP WINDOWS	•	
DOCCE / SHOWERS	•	
AMBIENTI DI LAVORO / OFFICES	•	
PARETI CUCINE / BACKSPALSH	•	DISTANZA MINIMA DAL PRODOTTO POSATO AI FUOCHI 20 CM MINIMUM DISTANCE TO THE PRODUCT LAID FROM FIRES IS 20 CM
RIVESTIMENTI ESTERNI / OUTDOOR WALL	•	

PAPER41 PRO GROUTS

PAPER41 PRO colori stucchi consigliati / advised grouts colors

AZZURRA	*Kerakoll 02
PILAR	*Kerakoll 02
MIA	*Kerakoll 15
ZOE	*Kerakoll 02
PAZ	*Kerakoll 22
LUZ	*Kerakoll 22
OLIVIA	*Kerakoll 02
MARCELA	*Kerakoll 02
FLORA	*Kerakoll 12
SILVI	*Kerakoll 06
MUSA	*Kerakoll 02
MIDORI	*Kerakoll 02
LOLA	*Kerakoll 02
EVA	*Kerakoll 02
ELSA	*Kerakoll 12
JANE	*Kerakoll 12

*UTILIZZARE SOLO STUCCHI CEMENTIZI / USE ONLY CEMENTITIOUS GROUTS

ONE



One_02 120x120



One_08 120x120 / Base_00 120x120



One_01 120x120



Wall Biscuit Dune Salvia 5x20 - Floor One_03 120x120



One_07 120x120



One_05 120x120

TECHNICAL DETAILS

BASE 00

TECHNOLOGY PORCELLANATO DIGITALE HD AD IMPASTO COLORATO - HD DIGITAL COLORED BODY PORCELAIN

FINISH OPACO RETTIFICATO - NATURAL RECTIFIED

SIZES 120x120

THICKNESS 6 MM

HIGH TRAFFIC



4100886 BASE_00

GRAPHIC NR. 8 (120X120)

ONE 01 . 02

TECHNOLOGY PORCELLANATO DIGITALE HD - HD DIGITAL PORCELAIN

FINISH OPACO RETTIFICATO - NATURAL RECTIFIED


SIZES 120x120

THICKNESS 6 MM

HIGH TRAFFIC



4100887 ONE_01



4100888 ONE_02

HA UN VERSO DI POSA - A SPECIFIC INSTALLATION SIDE IS REQUIRED

[TECHNICAL FEATURES AND PACKING - CLICK HERE](#)

ONE 03 . 04 . 05 . 06 . 07 . 08

TECHNOLOGY PORCELLANATO DIGITALE HD CON COLORAZIONI A FREDDO - HD COLD GLAZING DIGITAL PORCELAIN

FINISH OPACO RETTIFICATO - NATURAL RECTIFIED


SIZES 120x120

THICKNESS 6 MM


LIGHT TRAFFIC



4100889 ONE_03



4100890 ONE_04



4100891 ONE_05



4100892 ONE_06



4100893 ONE_07



4100894 ONE_08

HA UN VERSO DI POSA - A SPECIFIC INSTALLATION SIDE IS REQUIRED

ONE GROUTS

ONE

BASE_00 Kerakoll 43

ONE_01 Kerakoll 43

ONE_02 Kerakoll 44

colori stucchi consigliati / advised grouts colors

ONE_03 *Kerakoll 40

ONE_04 *Kerakoll 17

ONE_05 *Kerakoll 06

ONE_06 *Kerakoll 25

ONE_07 *Kerakoll 41

ONE_08 *Kerakoll 40

*UTILIZZARE SOLO STUCCHI CEMENTIZI / USE ONLY CEMENTITIOUS GROUTS

COSMO



Cosmo Cotto 20x80 - Brick Matte Cotto 6,5x15,5



Floor Cosmo Blu 80x80 / Brick Matte Blu-Nero 6,5x15,5 - Pillar Brick Lux Blu-Nero 6,5x15,5




Wall Brick Matte / Lux Blu-Nero 6,5x15,5 - Floor and kitchen top Cosmo Nero 80x80



Wall Brick Matte Grigio 6,5x15,5 - Floor Cosmo Grigio 80x80



Cosmo Verde 5x80 / Cosmo Blu 5x80



Wall Brick Lux Verde 6,5x15,5 - Floor Cosmo Verde 80x80 / Micro Cosmo Verde 29,5x29,5 - Bench Cosmo Verde 80x80

TECHNICAL DETAILS

COSMO

TECHNOLOGY PORCELLANATO DIGITALE HD AD IMPASTO COLORATO - HD DIGITAL COLORED BODY PORCELAIN

FINISH OPACO RETTIFICATO - NATURAL RECTIFIED

THICKNESS 9 MM

BRICK

TECHNOLOGY PORCELLANATO ESTRUSO A TUTTA MASSA - FULL BODY EXTRUDED PORCELAIN

FINISH OPACO - MATTE / LUCIDO - LUX

THICKNESS 8 MM

MICRO COSMO

TECHNOLOGY TESSERE ESTRUSE SINGOLARMENTE IN PORCELLANATO A TUTTA MASSA
INDIVIDUALLY EXTRUDED TILES IN FULL-BODY PORCELAIN

FINISH OPACO - MATTE

THICKNESS 8 MM

COSMO COLORS

COSMO COTTO



COSMO COTTO - MICRO COSMO MOSAIC COTTO
BRICK LUX COTTO - BRICK MATTE COTTO

COSMO VERDE




COSMO VERDE - MICRO COSMO MOSAIC VERDE
BRICK LUX VERDE - BRICK MATTE VERDE

COSMO NERO




COSMO NERO - MICRO COSMO MOSAIC NERO
BRICK LUX BLU-NERO - BRICK MATTE BLU-NERO

COSMO BLU




COSMO BLU - MICRO COSMO MOSAIC BLU
BRICK LUX BLU-NERO - BRICK MATTE BLU-NERO

COSMO GRIGIO



COSMO GRIGIO - MICRO COSMO MOSAIC BIANCO
BRICK LUX GRIGIO - BRICK MATTE GRIGIO

COSMO SIZES



80X80


GRAPHIC NR. 8 (80X80)



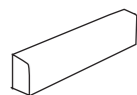
20X80



5X80



OUT 80X80




SKIRTING 7,5X80

BRICK MATTE/LUX



6,5X15,5

MICRO COSMO



2,5X3,6
NET 29,5X29,5

COSMO GROUTS

COSMO

GRIGIO Kerakoll 06

BLU Kerakoll 11

NERO Kerakoll 12

VERDE Kerakoll 08

COTTO Kerakoll 32

colori stucchi consigliati / advised grouts colors

BRICK GRIGIO Kerakoll 20

BRICK BLU-NERO Kerakoll 11 - 12

BRICK VERDE Kerakoll 19

BRICK COTTO Kerakoll 32

MICRO COSMO BIANCO Kerakoll 20

MICRO COSMO BLU Kerakoll 11

MICRO COSMO NERO Kerakoll 12

MICRO COSMO VERDE Kerakoll 19

MICRO COSMO COTTO Kerakoll 32

COSMO CODES

SIZE	Grigio	Blu	Nero	Verde	Cotto
80x80	4100848	4100851	4100847	4100849	4100850
80x80 Out	4100853	4100856	4100852	4100854	4100855
20x80	4100877	4100880	4100876	4100878	4100879
5x80	4100872	4100875	4100871	4100873	4100874
	Bianco	Blu	Nero	Verde	Cotto
Micro Cosmo	4100866	4100869	4100870	4100867	4100868
	Grigio	Blu-Nero	Verde	Cotto	
Brick Matte	4100858	4100861	4100859	4100860	
Brick Lux	4100862	4100865	4100863	4100864	

INFO

Brick è un manufatto prodotto artigianalmente per estrusione, con materie prime che eccellono per qualità e caratteristiche estetiche e di utilizzo. Tale processo crea un prodotto che presenta differenze di calibro, irregolarità superficiali o di planarità; caratteristiche da considerarsi proprie del materiale. La versione Lux, inoltre, è arricchita da una cristallina lucida: piccole spillature e leggere differenze di stesura dello smalto, che possono verificarsi, sono un effetto tipico di prodotti artigianali. Queste caratteristiche uniche, se valorizzate durante la posa, esaltano l'effetto estetico che lo differenzia dai normali prodotti industriali. In aggiunta è stata fatta una ricerca sulle miscele di impasti in modo tale da ottenere una netta diversità di toni e poter creare disomogeneità cromatica. In fase di posa è importante miscelare in modo casuale i pezzi delle varie scatole per una resa più armonica. Posare il materiale utilizzando collante per il grès porcellanato. Trattandosi di materiale estruso di forma non regolare consigliamo di posare i pezzi accostandoli e ruotandoli senza usare distanziali, in modo che le fughe si vengano a formare automaticamente in modo ideale. Per compensare eventuali differenze di planarità è possibile caricare di collante anche il pezzo stesso.

Brick is a handmade product obtained through extrusion, employing raw materials that stand out for their quality, aesthetic characteristics and use. The product resulting from this process might show differences in size, surface irregularity or planarity; these aspects are to be considered distinctive characteristics of the material itself. Besides, the Lux version comes with a glossy glazed finish; regarding this aspect, the potential presence of small pinholes and minor differences in the application of the glaze is to be regarded as a typical feature of handmade products. If enhanced during the installation, these unique characteristics will emphasize the aesthetic look that differentiates this product from normal industrial ones. Additionally, research has been carried out on blends of mixtures in order to obtain a clear differentiation of tones and to create chromatic diversity. During the laying phase it is important to mix randomly the different pieces of the boxes to achieve a more harmonic result. Lay the material using porcelain stoneware glue. Being extruded material of irregular shape, it is recommended to lay the pieces by placing them side by side and rotating them without using spacers, to ensure that the joints are created automatically in an optimal way. Also, it is possible to apply the glue to directly on the piece in order to compensate for any differences in planarity.

[TECHNICAL FEATURES AND PACKING - CLICK HERE](#)

SPECTRE



Spectre Milk Hologram 5x25



Wall Spectre Cream Hologram 5x25 - Spectre Cream Glossy / Matte 5x25



Wall Spectre Sky Matte 5x25 - Spectre Sky Hologram 5x25 - Floor Futura White 15x15



Wall Spectre Rose Hologram 5x25 - Desk Spectre Rose Glossy 5x25 - Floor Futura Black 15x15

TECHNICAL DETAILS

SPECTRE

TECHNOLOGY **MONOCOTTURA IN PASTA BIANCA - WHITE BODY SINGLE-FIRED WALL TILE**

FINISH **OPACA / LUCIDA / HOLOGRAM - MATTE / GLOSSY / HOLOGRAM**

SIZES **5x25**

THICKNESS **8 MM**

All'interno di ogni scatola mix Hologram c'è un 24% di finitura Hologram, un 38% di finitura Matte e un 38% di finitura Glossy. La finitura Hologram, attraverso una smaltatura di metalli preziosi, ricrea lo spettro di luce. Ogni pezzo presenta dei gradienti differenti con accumuli sui bordi che sono caratteristica peculiare del prodotto. I colori dei pezzi possono variare con sfumature giallo/verde, verde/azzurro, giallo/arancione, giallo/rosa fino ad arrivare al fucsia e al blu metallizzato. A seconda di dove lo si guarda e al mutare della luce, ogni pezzo cambia cromia e riflettività. Consigliamo di posare il prodotto non accostando mai due pezzi di Hologram vicini ma miscelando tra la finitura opaca e quella lucida. Raccogliamo di usare fughe in stucco cementizio di colore bianco. Per la pulizia si raccomanda di non utilizzare acidi aggressivi ma prodotti da supermercato. Non utilizzare spugne abrasive che possano graffiare la superficie del prodotto.

Inside each Hologram mix box there is a 24% Hologram finish, a 38% Matte finish and a 38% Glossy finish. The Hologram finish recreates the light spectrum through a glazing of precious metals. Each piece has different gradients with accumulations on the edges that are a peculiar feature of the product. The colours of the pieces may vary with shades of yellow/green, green/blue, yellow/orange, yellow/pink up to fuchsia and metallic blue. Each piece changes in colour and reflectivity depending on where you look at it and the changing of light. We recommend laying the product never putting two pieces of Hologram close together but mixing them between the matte and glossy finishes. We recommend using white cement grout joints. We recommend not using aggressive acids for cleaning but supermarket products. Do not use abrasive sponges as they can scratch the product surface.

SPECTRE GROUTS

SPECTRE colori stucchi consigliati / advised grouts colors

ALL COLORS

Kerakoll 02

[TECHNICAL FEATURES AND PACKING - CLICK HERE](#)

SPECTRE COLORS



4100732
MILK HOLOGRAM



4100720
MILK GLOSSY



4100719
MILK MATTE



4100729
CREAM HOLOGRAM



4100722
CREAM GLOSSY



4100721
CREAM MATTE



4100730
ROSE HOLOGRAM



4100724
ROSE GLOSSY



4100723
ROSE MATTE



4100731
SKY HOLOGRAM



4100726
SKY GLOSSY



4100725
SKY MATTE

PULP



Wall Pulp Red Double Polished - Floor Pulp Red Raw



Wall Pulp Black Double Polished / Double Honed / Raw 10x60 - Floor Pulp Black Double Polished 60x120



Wall Parallel 60x120 - Floor Pulp Blue Double Polished 60x120



Wall Pulp Gold Double Honed 60x120 - Parallel 60x120 - Floor Pulp Gold Raw 60x120

TECHNICAL DETAILS

PULP

TECHNOLOGY PORCELLANATO DIGITALE HD AD IMPASTO COLORATO - HD DIGITAL COLORED BODY PORCELAIN

FINISH RETTIFICATO - RECTIFIED - DOUBLE POLISHED / DOUBLE HONED / RAW

DOUBLE POLISHED / DOUBLE HONED FINITURA A BASE DI PASTA DI VETRO PIÙ TRATTAMENTO PROTETTIVO SUPERFICIALE
GLASS PASTE FINISHING WITH ADDITIONAL PROTECTIVE TREATMENT ON SURFACE.

THICKNESS 9 MM

PARALLEL


TECHNOLOGY PORCELLANATO SMALTATO AD IMPASTO COLORATO - GLAZED COLORED BODY PORCELAIN

FINISH OPACO RETTIFICATO - NATURAL RECTIFIED


THICKNESS 9 MM

[TECHNICAL FEATURES AND PACKING - CLICK HERE](#)

PULP COLORS



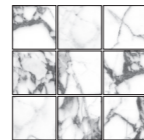
PULP SIZES



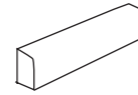
60X120



10X60




MOSAIC 10X10
NET 30X30



SKIRTING 7,5X120

GRAPHIC NR. 15 (60X120)

PARALLEL



60X120



20X60

DURANTE LA NECESSARIA FASE DI RETTIFICA DEL PRODOTTO SI POSSONO VERIFICARE DIFFERENZE DI ALCUNI MILLIMETRI CHE NON PERMETTONO DI GARANTIRE IL PERFETTO ALLINEAMENTO DELLE VARIE BACCHETTE. CONSIGLIAMO, PERTANTO, DI RUOTARE LE SINGOLE PIASTRELLE PRIMA DELLA POSA IN MODO TALE DA TROVARE SEMPRE LA COMBINAZIONE MIGLIORE. UN DISALLINEAMENTO È PERTANTO DA RITENERSI NORMALE.

DURING THE NECESSARY PHASE OF PRODUCT GRINDING, DIFFERENCES OF A FEW MILLIMETRES MAY NOT GUARANTEE THE PERFECT ALIGNMENT OF THE RODS. WE RECOMMEND TO ROTATE THE INDIVIDUAL TILES BEFORE LAYING TO FIND THE BEST COMBINATION. A MISALIGNMENT IS TO BE CONSIDERED NORMAL.

PULP CODES

SIZE	Gold	Black	Green	Blue	Red	Parallel
60x120 D. Polished	4100704	4100699	4100703	4100702	4100700	-
60x120 D. Honed	4100698	4100693	4100697	4100696	4100694	-
60x120 Raw	4100710	4100705	4100709	4100708	4100706	-
60x120	-	-	-	-	-	4100711
20x60	-	-	-	-	-	4100754
10x60 D. Polished	4100745	4100739	4100748	4100742	4100751	-
10x60 D. Honed	4100744	4100738	4100747	4100741	4100750	-
10x60 Raw	4100746	4100740	4100749	4100743	4100752	-
Mosaic D. Polished	4100771	4100765	4100774	4100768	4100777	-
Mosaic D. Honed	4100770	4100764	4100773	4100767	4100776	-
Mosaic Raw	4100772	4100766	4100775	4100769	4100778	-
Skirting D. Polished	4100785	4100780	4100789	4100783	4100792	-
Skirting D. Honed	4100786	4100779	4100788	4100782	4100791	-
Skirting Raw	4100787	4100781	4100790	4100784	4100793	-

PULP GROUTS

PULP
ALL COLORS

colori stucchi consigliati / advised grouts colors
Kerakoll 02

BISCUIT




Biscuit Bianco Dune 5x20



Biscuit Terra Strip / Plain / Dune / Peak / Stud / Waves 5x20



Biscuit Salvia Peak 5x20



Biscuit Notte Strip - Plain - Dune - Peak - Stud - Waves 5x20

TECHNICAL DETAILS

BISCUIT

TECHNOLOGY **MONOCOTTURA IN PASTA BIANCA - WHITE BODY SINGLE-FIRED WALL TILE**

FINISH **OPACO - MATTE**

SIZES **5x20**

THICKNESS **8 MM**

BISCUIT LAYING INSTRUCTIONS

Prima di iniziare il processo di installazione, assicurarsi che la superficie di posa sia livellata e sia stata accuratamente pulita. Per una corretta installazione è essenziale l'utilizzo di adesivi conformi ed adeguati alla destinazione d'uso. Per installazioni in ambienti umidi, come bagni e docce, per evitare l'infiltrazione di acqua, assicurarsi di impermeabilizzare in modo corretto la superficie di posa, utilizzando prodotti specifici a tal fine. In corrispondenza di tagli, avere cura di sigillare la zona interessata con silicone, così da evitare ulteriori infiltrazioni di acqua.

Before starting the installation process, make sure that the surface is level and has been thoroughly cleaned. For proper installation, it is essential to use adhesives that are compliant and suitable for the intended purpose. For installations in humid environment, such as bathrooms and showers, it is highly recommended to properly waterproof the laying surface using specific products for this purpose to avoid any water infiltration. In case of cuts, take care in sealing the affected area with silicon so as to avoid any further water infiltration.

[TECHNICAL FEATURES AND PACKING - CLICK HERE](#)

BISCUIT PATTERNS

BIANCO



4100612 PLAIN BIANCO



4100606 DUNE BIANCO




4100604 WAVES BIANCO



*4100602 STRIP BIANCO



4100610 STUD BIANCO



4100608 PEAK BIANCO

SALVIA



4100691 PLAIN SALVIA



4100690 DUNE SALVIA



4100688 WAVES SALVIA



*4100686 STRIP SALVIA



4100687 STUD SALVIA



4100689 PEAK SALVIA

NOTTE



4100685 PLAIN NOTTE



4100684 DUNE NOTTE



4100682 WAVES NOTTE



*4100680 STRIP NOTTE



4100681 STUD NOTTE



4100683 PEAK NOTTE

TERRA



4100613 PLAIN TERRA



4100607 DUNE TERRA



4100605 WAVES TERRA



*4100603 STRIP TERRA



4100611 STUD TERRA



4100609 PEAK TERRA

*HA UN VERSO DI POSA
A SPECIFIC INSTALLATION SIDE IS REQUIRED

AL FINE DI ESALTARE L'ASPETTO ARTIGIANALE DEL PRODOTTO, I TONI E I CALIBRI PRESENTANO LIEVI DIFFERENZE.
SHADES AND CALIBERS, IN ORDER TO OBTAIN AN ARTIGIANAL AND UNIQUE EFFECTS, MAY PRESENTS LITTLE DIFFERENCES.

BISCUIT GROUTS

BISCUIT

BIANCO

TERRA

SALVIA

NOTTE

colori stucchi consigliati / advised grouts colors

Kerakoll 02

Kerakoll 32


Kerakoll 18

Kerakoll 10

FUTURA



Wall Futura Grid Black 15x15 - Floor Futura Drop Black 15x15




Futura Drop White - Futura Half White 15x15



Futura Half Rose - Futura Rose / Drop White / Grey / T Rose / Drop Rose 15x15



Futura Bird 15x15



Futura Half Blue 15x15



Wall Futura Half Black / Blue / White / Rose
Floor Futura Drop White 15x15



Futura Half Black - Floor Futura T Blue / Futura Drop Blue 15x15

TECHNICAL DETAILS

FUTURA

TECHNOLOGY PORCELLANATO SMALTATO DIGITALE HD - HD DIGITAL GLAZED PORCELAIN

FINISH OPACO - NATURAL

SIZES 15x15

THICKNESS 10 MM

Al prodotto viene conferito un aspetto naturale grazie alla variazione di tono tra fondi e decori.
Field tiles and decorative pieces have been conceived in order to achieve a natural look thank to shade variation.

[TECHNICAL FEATURES AND PACKING - CLICK HERE](#)


FUTURA PATTERNS




4100521 WHITE



4100522 HALF WHITE



4100523 DROP WHITE




4100524 GRID WHITE



4100525 T WHITE



4100535 BLUE



4100536 HALF BLUE



4100537 DROP BLUE




4100538 GRID BLUE



4100539 T BLUE



4100526 ROSE



4100527 HALF ROSE




4100528 DROP ROSE




4100529 GRID ROSE




4100530 T ROSE




4100531 BLACK




4100532 HALF BLACK



4100533 DROP BLACK




4100534 GRID BLACK



4100516 GREY



4100519 TRIANGLES



4100518 TUBES



4100517 MICROCHIP



4100520 BIRD

FUTURA GROUTS

FUTURA

ALL COLORS

colori stucchi consigliati / advised grouts colors

Mapei 110 Manhattan

SOLO



Solo Out Grey 40x80 / Solo Grey 80x80



Wall Solo Black 5x80 - Floor Solo Black 60x120

TECHNICAL DETAILS


SOLO

TECHNOLOGY PORCELLANATO DIGITALE HD AD IMPASTO COLORATO - HD DIGITAL COLORED BODY PORCELAIN


FINISH OPACO RETTIFICATO - NATURAL RECTIFIED

THICKNESS 9 MM

SOLO SIZES



80X80




40X80




OUT 40X80



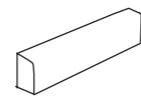
5X80



60X120



MOSAIC 3X3
NET 30X30




SKIRTING 7,5X80

GRAPHIC NR. 16 (80X80)

[TECHNICAL FEATURES AND PACKING - CLICK HERE](#)


SOLO COLORS



WHITE



GREY



BLACK

SOLO CODES

SIZE	White	Grey	Black
60x120	4100510	4100511	4100512
80x80	4100513	4100514	4100515
40x80	4100504	4100505	4100506
Out 40x80	4100507	4100508	4100509
5x80	4100551	4100552	4100553
Mosaic	4100545	4100546	4100547
Skirting	4100571	4100572	4100573

SOLO GROUTS

SOLO	colori stucchi consigliati / advised grouts colors
WHITE	Kerakoll 02
GREY	Kerakoll 06
BLACK	Kerakoll 12

TECHNICOLOR



TC18 10% / TC20 70% / TC03 10% / TC01 10% 5x37,5



TC08 20% / TC09 10% / TC02 10% / TC01 60% 5x37,5

TECHNICAL DETAILS

TECHNICOLOR

TECHNOLOGY **PORCELLANATO SMALTATO DIGITALE HD - HD DIGITAL GLAZED PORCELAIN**

FINISH **OPACO - NATURAL**

THICKNESS **10 MM**

L'idea che ispira Technicolor si basa su un legno di recupero consumato, per raggiungere tale aspetto, abbiamo scelto appositamente di riprodurre un materiale che dia una percezione tipica di un prodotto artigianale.

The idea that inspires Technicolor is based on recycled wood; to achieve this, we reproduced a material that gives a typical perception of an artisanal product.

TECHNICOLOR GROUTS

TECHNICOLOR colori stucchi consigliati / advised grouts colors

ALL COLORS

Kerakoll 02

[TECHNICAL FEATURES AND PACKING - CLICK HERE](#)

TECHNICOLOR COLORS



TC01 WHITE - 410TC01



TC02 BEIGE - 410TC02



TC03 BLACK - 410TC03



TC04 - 410TC04



TC05 - 410TC05



TC06 - 410TC06



TC07 - 410TC07



TC08 - 410TC08



TC09 - 410TC09



TC10 - 410TC10



TC11 - 410TC11



TC12 - 410TC12



TC13 - 410TC13




TC14 - 410TC14



TC15 - 410TC15



TC16 - 410TC16



TC17 - 410TC17



TC18 - 410TC18



*TC19 PURE WHITE - 410TC19



*TC20 PURE BLACK - 410TC20

*SUPERFICIE CARATTERIZZATA DA STRUTTURA SENZA GRAFICA.
SURFACE ENHANCED BY ONLY STRUCTURE WITH NO GRAPHIC.

SIZES

5X37,5



GRAPHIC NR. 52

SUPREME



Supreme 60x120

TECHNICAL DETAILS

SUPREME

TECHNOLOGY PORCELLANATO DIGITALE HD AD IMPASTO COLORATO - HD DIGITAL COLORED BODY PORCELAIN

FINISH SPAZZOLATO OPACO RETTIFICATO - BRUSHED NATURAL RECTIFIED

SIZES 60x120

THICKNESS 9 MM



4100503 SUPREME 60X120

GRAPHIC NR. 14

SUPREME GROUTS

SUPREME
Kerakoll 02

colori stucchi consigliati / advised grouts colors

[TECHNICAL FEATURES AND PACKING - CLICK HERE](#)

NANO GAP



Nano Gap Grigio 30x30



Nano Gap Bianco 30x30

TECHNICAL DETAILS

NANO GAP


TECHNOLOGY **TESSERE ESTRUSE SINGOLARMENTE IN PORCELLANATO A TUTTA MASSA**
INDIVIDUALLY EXTRUDED TILES IN FULL-BODY PORCELAIN

FINISH **OPACO - MATTE**

THICKNESS **7 MM**

[PACKING - CLICK HERE](#)

NANO GAP SIZES




MOSAIC 1, 2X1, 2
NET 30X30

NANO GAP COLORS



4100481 NANO GAP BIANCO



4100482 NANO GAP GRIGIO



4100483 NANO GAP NERO

NANO GAP GROUTS


NANO GAP

BIANCO
GRIGIO
NERO


colori stucchi consigliati / advised grouts colors

Kerakoll 02
Kerakoll 06
Kerakoll 12

HOPS



Hops Lux Nero 7,5x15



Hops Matte Grigio 7,5x15



Hops Matte Bianco / Lux Bianco 7,5x15

TECHNICAL DETAILS

HOPS

TECHNOLOGY **MONOCOTTURA IN PASTA BIANCA** - WHITE BODY SINGLE-FIRED WALL TILE

FINISH **OPACO / LUCIDO** - MATTE / GLOSSY

THICKNESS **10 MM**

HOPS SIZES



7,5X15

[TECHNICAL FEATURES AND PACKING - CLICK HERE](#)

HOPS LUX COLORS



4100363 LUX BIANCO



4100364 LUX GRIGIO



4100365 LUX NERO

HOPS MATTE COLORS



4100366 MATTE BIANCO



4100367 MATTE GRIGIO



4100368 MATTE NERO

HOPS GROUTS

HOPS
BIANCO
GRIGIO
NERO

colori stucchi consigliati / advised grouts colors

Kerakoll 02
Kerakoll 06
Kerakoll 12

PIETRE41 CHEVRON



Chevron Triple Black 20x80



Chevron Hipster Grey 20x80

TECHNICAL DETAILS

PIETRE41 CHEVRON


TECHNOLOGY **PORCELLANATO DIGITALE HD AD IMPASTO COLORATO - HD DIGITAL COLORED BODY PORCELAIN**

FINISH **OPACO RETTIFICATO - NATURAL RECTIFIED**

THICKNESS **9 MM**

[TECHNICAL FEATURES AND PACKING - CLICK HERE](#)

PIETRE41 CHEVRON SIZES




CHEVRON 20X80

IN OGNI SCATOLA CI SONO 3 PEZZI DESTRI E 3 PZ SINISTRI.
IN EVERY BOX THERE ARE 3 RIGHT PIECES AND 3 LEFT PIECES.

PIETRE41 CHEVRON COLORS



4100386 HIPSTER GREY



4100387 TRIPLE BLACK

PIETRE41 CHEVRON GROUTS

PIETRE41

HIPSTER GREY

TRIPLE BLACK

colori stucchi consigliati / advised grouts colors

Kerakoll 09

Kerakoll 12

WIGWAG



WigWag Black 7,5x15




WigWag White 7,5x15

TECHNICAL DETAILS

WIGWAG

TECHNOLOGY **MONOCOTTURA IN PASTA BIANCA** - WHITE BODY SINGLE-FIRED WALL TILE
FINISH **LUCIDO / GLOSSY** - 8 PATTERNS RANDOMLY MIXED
THICKNESS **8 MM**


WIGWAG SIZES




7,5X15

[TECHNICAL FEATURES AND PACKING - CLICK HERE](#)


WIGWAG COLORS




4100321 WHITE



4100322 GREY



4100324 BLACK



4100323 MUD

I SOGGETTI DECORATIVI NON SONO VENDUTI INDIVIDUALMENTE MA SOLO IN UN MIX CASUALE
PATTERNS NOT SOLD SEPARATELY BUT ONLY AS A RANDOM MIX

WIGWAG GROUTS

WIGWAG	colori stucchi consigliati / advised grouts colors
WHITE	Kerakoll 02
GREY	Kerakoll 06
BLACK	Kerakoll 12
MUD	Kerakoll 08

RIGO



Rigo White 5x35,5



Rigo Black 5x35,5

TECHNICAL DETAILS

RIGO

TECHNOLOGY PORCELLANATO ESTRUSO A TUTTA MASSA - FULL BODY EXTRUDED PORCELAIN

FINISH OPACO - NATURAL

FEATURES TONI E CALIBRI DIFFERENTI SONO CARATTERISTICHE INTRINSECHE DEL PRODOTTO
SLIGHT SHADE AND CALIBER VARIATIONS ARE AN INTRINSIC PROPERTY OF THIS ARTISAN PORCELAIN

THICKNESS 8 MM

Questo è un manufatto artigianale prodotto per estrusione e con materie prime naturali, per questi motivi presenta differenze di calibro, irregolarità superficiali o di planarità e variazioni di tono. Queste sono da considerarsi caratteristiche proprie del materiale. Se valorizzate durante la posa esaltano l'effetto estetico che lo differenzia dai normali prodotti industriali. In produzione, durante la scelta finale di ogni lotto, viene selezionato il tono, pur se può rimanere una diversità di rifrazione della luce tra i pezzi singoli che può dare l'impressione di differenza di colore. In fase di posa è importante aprire una o più scatole e disporre i pezzi a terra per verificare questo effetto, osservando anche da diverse angolazioni. Qualora si notino differenze procedere all'installazione miscelando in modo casuale i pezzi delle varie scatole per evitare l'effetto "strisce" o "bande". Posare il materiale utilizzando collante per il grès porcellanato. Trattandosi di materiale estruso di forma non regolare consigliamo di posare i pezzi accostandoli e ruotandoli senza usare distanziali, in modo che le fughe si vengano a formare automaticamente in modo ideale. Per compensare eventuali differenze di planarità è possibile caricare di collante anche il pezzo stesso.

This is an extruded handcrafted product made from natural raw materials. It may therefore present differences in caliber, flatness, surface irregularities and variations in shade. These should be considered as features of the material and not defects. If one takes advantage of them during installation, they enhance the aesthetic effects that distinguish them from standard industrial products. During the production process, the shade is chosen at the final sorting stage of each batch, even if there may be a different refraction of light between the individual pieces that can give the impression that the colour is different. During installation, it is important to open one or more boxes and arrange the pieces on the floor in order to examine this effect and to view the pieces from different angles. If differences are noticed, mix random pieces from different boxes when installing them in order to avoid the "strip and band" effect. Install the product using an adhesive suitable for porcelain stoneware. Being an extruded product, which doesn't have a regular shape, we recommend that the pieces be placed next to one another, without using spacers, and rotated so that the joints become formed naturally. Adhesive can also be applied to the back of the tile itself in order to compensate for differences in flatness.

[TECHNICAL FEATURES AND PACKING - CLICK HERE](#)

RIGO SIZES



5X35,5

RIGO COLORS



4100233 WHITE



4100236 BLACK

RIGO GROUTS

RIGO

WHITE

BLACK

colori stucchi consigliati / advised grouts colors

Kerakoll 02

Kerakoll 12

OTTO



Otto Mix Grigio 7,5x30



Wall Otto Fango 60x120 - Floor Otto Goccia Fango 60x60



Wall Otto Bianco / Graffio Bianco / Goccia Bianco 60x60 - 30x60 - Floor Otto Bianco 60x120

TECHNICAL DETAILS

OTTO

TECHNOLOGY PORCELLANATO DIGITALE HD AD IMPASTO COLORATO - HD DIGITAL COLORED BODY PORCELAIN

FINISH RETTIFICATO - NATURALE / GOCCIA / GRAFFIO - RECTIFIED - NATURAL / GOCCIA / GRAFFIO

THICKNESS 9 MM

[TECHNICAL FEATURES AND PACKING - CLICK HERE](#)

OTTO **COLORS**

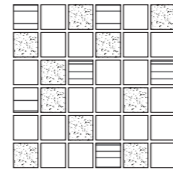


OTTO SIZES

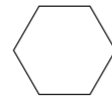


60X120

GRAPHIC NR. 10 (60X120)



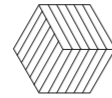
MOSAIC 5X5
NET 30X30




ESAGONA MIX
22,5x19,5




MIX 7,5x30




MOSAIC 6
NET 22,5x19,5



60X60



60X60 GRAFFIO




60X60 GOCCIA



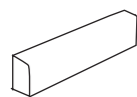
30X60



30X60 GRAFFIO



30X60 GOCCIA



SKIRTING 7x60

OTTO CODES

SIZE	Bianco	Grigio	Fango
Natural 60x120	4100188	4100193	4100198
Natural 60x60	4100189	4100194	4100199
Natural 30x60	4100192	4100197	4100202
Graffio 60x60	4100190	4100195	4100200
Graffio 30x60	4100207	4100208	4100209
Goccia 60x60	4100191	4100196	4100201
Goccia 30x60	4100204	4100205	4100206
Mix 7,5x30	4100218	4100219	4100220
Esagona Mix	4100221	4100222	4100223
Mosaic 6	4100245	4100246	4100247
Mosaic	4100227	4100228	4100229
Skirting	4100224	4100225	4100226

OTTO GROUTS

OTTO

BIANCO

GRIGIO

FANGO


colori stucchi consigliati / advised grouts colors

Kerakoll 02

Mapei 112 Medium Grey

Mapei 113 Cement Grey

MATE



Mate Esagona Terra Fumo 22,5x19,5



Mate Chevron Terra Avorio 7,5x59

TECHNICAL DETAILS

MATE

TECHNOLOGY PORCELLANATO DIGITALE HD AD IMPASTO COLORATO - HD DIGITAL COLORED BODY PORCELAIN

FINISH OPACO RETTIFICATO - NATURAL RECTIFIED

THICKNESS 9,5 MM

MATE COLORS

MATE TERRA AVORIO



MATE TERRA FUMO



MATE TERRA GRIGIO




MATE TERRA OLIVA



[TECHNICAL FEATURES AND PACKING - CLICK HERE](#)

MATE SIZES



60X60

GRAPHIC NR. 40 (TERRA 60X60)




30X60



19,5X19,5



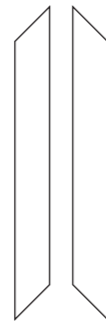
7,5X60



MOSAIC MIX 5X5
NET 30X30

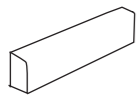


ESAGONA 22,5X19,5



CHEVRON 7,5X59

IN OGNI SCATOLA CI SONO
6 PEZZI DESTRI E 6 PZ SINISTRI.
IN EVERY BOX THERE ARE
6 RIGHT PIECES AND 6 LEFT PIECES.



SKIRTING 7X60

MATE CODES

SIZE	Avorio	Grigio	Fumo	Oliva
60x60	4100044	4100046	4100048	4100050
30x60	4100110	4100111	4100112	4100113
19,5x19,5	4100058	4100059	4100060	4100061
7,5x60	4100064	4100065	4100066	4100067
Chevron	4100076	4100077	4100078	4100079
Esagona	4100070	4100071	4100072	4100073
Mosaic	4100088	4100089	4100090	4100091
Skirting	4100094	4100095	4100096	4100097

MATE GROUTS

MATE

TERRA AVORIO
TERRA GRIGIO
TERRA FUMO
TERRA OLIVA

colori stucchi consigliati / advised grouts colors

Mapei 110 Manhattan
Mapei 110 Manhattan
Mapei 113 Cement Grey
Mapei 119 London Grey

AVVERTENZE

41zero42 si riserva di apportare modifiche senza preavviso ai prodotti declinando ogni responsabilità per danni diretti o indiretti derivanti da eventuali modifiche.

I colori e le caratteristiche estetiche dei materiali illustrati nel presente catalogo sono da ritenersi puramente indicativi.

ADVICE

41zero42 reserves the right to modify the mentioned products without notice, declining all responsibility on direct or indirect damages caused by eventual modifications.

Colours and aesthetical features of the materials as illustrated in this catalogue are to be regarded as mere indications.

